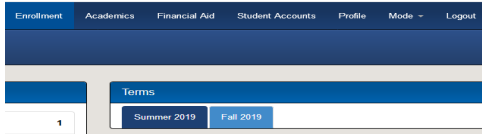
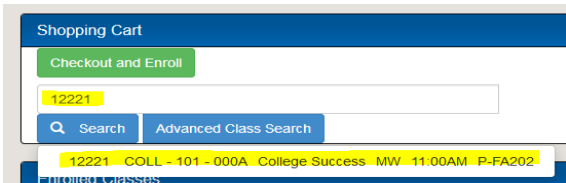


Registering for Classes in myPSC

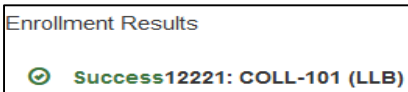
1. Go to the Enrollment tab.
2. Select the Term you want to enroll in (Fall 2021)



3. Add courses to shopping cart
 - a. Type in the 5 digit course number
 - b. Hover over and select the class
 - c. Repeat for all courses enrolling for

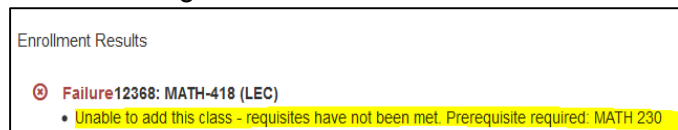


4. Select **Checkout and Enroll**
5. Select the check box next to all classes that are **Open**
6. Select **Enroll Selected** at the bottom of the page
7. Select **I Understand**
8. Select **Continue**
9. Enrollment was a Success



- a. Select **Finished**
- b. Select **Print**

10. Enrollment was a Failure, visit with your advisor to find another course or section depending on the failure message



- a. Complete the enrollment process in Step 9 after new class(es) are chosen